

# Rigid/Intermediate Grade Conduit Fittings

- Conduit Bushed Nipples
- 90° Pull Elbows
- Offset Conduit Nipples




- Knockout Snap-In Blanks
- Push Plugs

**CP**

**CP**  
Rigid  
Intermediate

## CONDUIT BUSHED NIPPLES – DIE CAST ZINC

**Non-Insulated**  
UL File No. E-19189

	Cat. #	Size	Unit Quantity	Standard Package	Weight Lbs. Per 100
	50D	1/2"	100	1000	4
	51D	3/4"	50	500	5
	52D	1"	25	250	10
	53D	1 1/4"	25	100	11
	54D	1 1/2"	25	100	20
	55D	2"	10	40	30
	56D	2 1/2"	10	40	40
	57D	3"	10	40	49
	58D	3 1/2"	10	40	68
	59D	4"	5	20	70


## 90 DEGREE PULL ELBOWS – MALLEABLE IRON

### Features:




- Raintight
- Furnished with Neoprene gasketed steel cover
- Furnished with Steel lock nut
- Furnished with Stamped Steel cover
- Threaded for rigid conduit and IMC
- For outdoor use
- Standard Finish: Zinc plated

(Gasketed – Liquidtight)

**Male To Female**  
UL File No. E-19189

	Cat. #	Size	Unit Quantity	Standard Package	Weight Lbs. Per 100
	810	1/2"	20	100	34
	811	3/4"	10	50	56
	812	1"	5	25	88
	813	1 1/4"	2	10	92
	814	1 1/2"	2	10	200
	815	2"	1	5	344




**Female To Female**  
UL File No. E-19189

	Cat. #	Size	Unit Quantity	Standard Package	Weight Lbs. Per 100
	820	1/2"	20	100	36
	821	3/4"	10	50	49
	822	1"	5	25	94
	823	1 1/4"	2	10	140
	824	1 1/2"	2	10	200
	825	2"	1	5	344

## 90 DEGREE PULL ELBOWS – DIE CAST ZINC

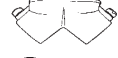


(Gasketed – Liquidtight)

**Male To Female; Combination Rigid and EMT**  
UL File No. E-19189

	Cat. #	Size	Unit Quantity	Standard Package	Weight Lbs. Per 100
	810DC	1/2"	10	100	31
	811DC	3/4"	5	50	31
					

## Female To Female; Combination Rigid and EMT

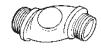
UL File No. E-19189

	Cat. #	Size	Unit Quantity	Standard Package	Weight Lbs. Per 100
	820DC	1/2"	10	100	28
	821DC	3/4"	5	50	35
	822DC	1"	5	25	64
	823DC	1 1/4"	2	20	66

## OFFSET CONDUIT NIPPLES – MALLEABLE IRON




### Features:

- Threaded NPSM for rigid conduit and IMC
- Standard Finish: Zinc Plated
- USE: To offset the axis of raceways 3/4 of an inch


	Cat. #	Size	Unit Quantity	Standard Package	Weight Lbs. Per 100
	300	1/2"	25	100	24
	301	3/4"	25	100	34
	302	1"	10	50	49
	303	1 1/4"	10	50	54

## OFFSET CONDUIT NIPPLES – DIE CAST ZINC


UL File No. E-19189

	Cat. #	Size	Unit Quantity	Standard Package	Weight Lbs. Per 100
	300DC	1/2"	10	100	9
	301DC	3/4"	10	100	15
	302DC	1"	10	100	21
	303DC	1 1/4"	5	50	33
	304	1 1/2"	5	50	40
	305	2"	2	20	65

## KNOCKOUT SNAP-IN BLANKS – STEEL

	Cat. #	Size	Unit Quantity	Standard Package	Weight Lbs. Per 100
	335	1/2"	100	1000	2
	336	3/4"	100	1000	2
	337	1"	50	500	2
	338	1 1/4"	50	250	3
	339	1 1/2"	25	250	5
	340	2"	20	200	7

## PUSH PLUGS – PLASTIC\*

	Cat. #	Size	Unit Quantity	Standard Package	Weight Lbs. Per 100
	PPC-50	1/2"	100	1000	1
	PPC-75	3/4"	100	1000	1
	PPC-100	1"	50	500	1
	PPC-125	1 1/4"	50	200	1
	PPC-150	1 1/2"	25	100	1
	PPC-200	2"	25	100	1
	PPC-250	2 1/2"	—	100	2
	PPC-300	3"	—	100	3
	PPC-350	3 1/2"	—	50	6
	PPC-400	4"	—	50	8

\*Temperature Rating: 180° – 200°F  
Tensile Strength: 600 – 2300 PSI

# Reducers, Couplings and Plugs

Cl. I, Div. 1 & 2, Groups A<sup>†</sup>, B<sup>‡</sup>, C, D  
 Cl. II, Div. 1, Groups E, F, G  
 Cl. II, Div. 2, Groups F, G  
 Cl. III

Explosionproof  
 Dust-Ignitionproof

**7F**

**7F**  
 Flow, Couplings,  
 and Devices,  
 Plugs, Etc.

## Application:

RE and REC reducers are used in threaded heavy wall conduit systems.

RE reduces conduit hubs to a smaller size.

REA adapters enlarge drilled and tapped openings by 1 NPT size.

REC connects two different sizes of conduit together or is used to replace a coupling and reducer in an installation.

PLG plugs are used for closing threaded conduit hubs.

## Features:

RE reducers have:

- integral bushing which prevents damage to wires
- full, clean cut tapered threads

REC reducers have:

- integral bushings in both ends which prevents damage to wires
- funnel shaped interior to guide the wires from large to small conduit, making it easy to pull wires

REA adapters have:

- Smooth integral bushing to protect wire insulation
- Knurled body for easy wrenching

PLG plugs:

- have clean tapered threads
- are available in two styles, flush (recessed), or square head type

## Standard Materials:

- RE reducers – RE1108 through RE54 in steel; all others in *Feraloy*<sup>®</sup> iron alloy
- REA adapters – steel
- REC reducers – REC21 and REC32 in steel; all others in *Feraloy* iron alloy
- PLG plugs – *Feraloy* iron alloy and/or steel

## Standard Finishes:

- *Feraloy* iron alloy – electrogalvanized and aluminum acrylic paint
- Steel – electrogalvanized with chromate treatment

## Certifications and Compliances:

- NEC/CEC:  
 Class I, Division 1 & 2, Groups A, B, C, D  
 Class II, Division 1, Groups E, F, G  
 Class II, Division 2, Groups F, G  
 Class III

(see listings for specific Cat. Nos. suitable for Groups A or B)

- UL Standard: 886
- CSA Standard: C22.2 No. 30

## Options:

- Copper-free aluminum – add suffix SA to Cat. No.



**RE**

Size	Cat. #
1/2-1/8	RE1108*
1/2-1/4	RE1208*
1/2-3/8	RE1308
3/4-1/2	RE21†
1-1/2	RE31†
1-3/4	RE32†
1 1/4-1/2	RE41†
1 1/4-3/4	RE42†
1 1/4-1	RE43†
1 1/2-1/2	RE51†
1 1/2-3/4	RE52†
1 1/2-1	RE53†
1 1/2-1 1/4	RE54†
2-1/2	RE61†
2-3/4	RE62†
2-1	RE63†
2-1-1/4	RE64†
2-1-1/2	RE65†
2 1/2-1	RE73†
2 1/2-1 1/4	RE74†
2 1/2-1 1/2	RE75†
2 1/2-2	RE76†
3-1	RE83†
3-1-1/4	RE84†
3-1-1/2	RE85†
3-2	RE86†
3-2-1/2	RE87†
3 1/2-2	RE96†
3 1/2-2 1/2	RE97†
3 1/2-3	RE98†
4-2	RE106†
4-2-1/2	RE107†
4-3	RE108†
4-3-1/2	RE109†
5-4	RE01210
6-5	RE01412



**REC**

Large Hub Size	Small Hub Size	Cat. #
3/4	1/2	REC21†
1	1/2	REC31†
1	3/4	REC32
1 1/4	3/4	REC42
1 1/4	1	REC43
1 1/2	3/4	REC52
1 1/2	1	REC53
1 1/2	1 1/4	REC54
2	3/4	REC602
2	1	REC603
2	1 1/4	REC604
2	1 1/2	REC605
2 1/2	1 1/2	REC75
3	2	REC86
3 1/2	2 1/2	REC97*
4	3	REC108*
5	4	REC01210*



**REA**

Male Hub Size	Female Hub Size	Cat. #
1/2	3/4	REA12†
3/4	1	REA23†
1	1 1/4	REA34†



**Recessed**



**Square Head  
 PLG**

## Recessed

Size	Cat. #
1/4	PLG28†
1/2	PLG1†
3/4	PLG2†
1	PLG3†
1 1/4	PLG4†
1 1/2	PLG5†
2	PLG6†
2 1/2	PLG7†
3	PLG8†
3 1/2	PLG9†
4	PLG10†

## Square Head

Size	Cat. #
1/4	PLG15†
3/4	PLG25†
1	PLG35†
1 1/4	PLG45†
1 1/2	PLG55†
2	PLG65†
2 1/2	PLG75
3	PLG85
3 1/2	PLG95
4	PLG105

† Suitable for use in Class I, Groups A and B areas.

‡ Suitable for use in Class I, Group B areas.

\* Not available in aluminum.

**CONDUIT REDUCERS – STEEL/FERALLOY®**



Cat. #	Size	Unit Quantity	Standard Package	Weight Lbs. Per 100
251	3/4"-1/2"	50	50	4
252	1"-1/2"	25	25	13
253	1 1/4"-1/2"	10	10	30
254	1 1/2"-1/2"	10	10	43
255	2"-1/2"	5	5	83
260	1"-3/4"	25	25	7
261	1 1/4"-3/4"	10	10	23
262	1 1/2"-3/4"	10	10	40
263	2"-3/4"	5	5	79
268	1 1/4"-1"	10	10	18
269	1 1/2"-1"	10	10	27
270S	2"-1"	5	5	66
275	1 1/2"-1 1/4"	10	10	13
276	2"-1 1/4"	5	5	24
281	2"-1 1/2"	5	5	27
282	2 1/2"-1"	10	10	120
283	2 1/2"-1 1/4"	10	10	130
285	2 1/2"-2"	10	10	150
288	3"-1 1/2"	5	5	210
289	3"-2"	2	2	160
290M	3"-2 1/2"	5	5	120
291	3 1/2"-2"	2	10	200
292	3 1/2"-2 1/2"	2	10	225
293	3 1/2"-3"	2	10	150
294	4"-2"	2	10	270
295	4"-2 1/2"	2	10	270
296	4"-3"	2	10	260
297	4"-3 1/2"	2	10	160
298	5"-4"	1	1	385
299	6"-5"	1	1	475

**PLUGS – CAST IRON**

**Recessed**



Cat. #	Size	Unit Quantity	Standard Package	Weight Lbs. Per 100
PLG1M	1/2"	50	50	6
PLG2M	3/4"	50	50	11
PLG3M	1"	25	25	22
PLG4M	1 1/4"	25	25	34
PLG5M	1 1/2"	10	10	48
PLG6M	2"	10	10	82
PLG7M	2 1/2"	2	2	150
PLG8M	3"	2	2	222
PLG9M	3 1/2"	1	1	340
PLG10M	4"	1	1	380

**Square Head**



Cat. #	Size	Unit Quantity	Standard Package	Weight Lbs. Per 100
PLG15M	1/2"	50	50	12
PLG25M	3/4"	50	50	16
PLG35M	1"	25	25	25
PLG45M	1 1/4"	25	25	34
PLG55M	1 1/2"	10	10	48
PLG65M	2"	10	10	80
PLG75M	2 1/2"	1	1	116
PLG85M	3"	1	1	185
PLG95M	3 1/2"	1	1	232
PLG105M	4"	1	1	310

**Bogotá Sala de Ventas**

Carrera 12 No 13 - 46  
PBX: 6013360755 - 6013412439  
Celular: 312 3055335

**Centro de Distribución**

Carrera 18 No 19A - 36  
PBX: 6013360755 EXT: 2101