



Instrumentation & Control Cables

TELDOR...The Best Connection™



Bogotá Sala de Ventas

Carrera 12 No 13 - 46
PBX: 6013360755 - 6013412439
Celular: 312 3055335

Centro de Distribución

Carrera 18 No 19A - 36
PBX: 6013360755 EXT: 2101

Teldor Instrumentation, Signal & Control Cable Catalogue

Table of contents

Title	Page
Introduction Pages	5
Unshielded Cables	9
Shielded Cables	13
Direct Burial Cables	19
Armored Cables	23
Fire Alarm and Control Cables	27
Thermocouple Extension Cables	31
Closing Pages	35



Bogotá Sala de Ventas

Carrera 12 No 13 - 46
PBX: 6013360755 - 6013412439
Celular: 312 3055335

Centro de Distribución

Carrera 18 No 19A - 36
PBX: 6013360755 EXT: 2101

TELDOR CABLES & SYSTEMS Ltd.

Company Profile

TELDOR is a world-class cable manufacturer committed to innovation and excellence. We have continually lived up to that commitment with the help of the best personnel, the latest equipment and future-oriented management. Today, *TELDOR* is recognized as a leading cable manufacturer in almost all the markets where cables are sold and installed. The company was established in 1966, with the intent of manufacturing power and telecommunication cables. Over the years it has diversified to additional fields, always seeking the most competitive and profitable markets.

TELDOR products are sold and distributed in more than 25 countries on all 5 continents, Fifty-five percent (55%) of all sales are exported. *TELDOR* cables can be found in the most prestigious cabling projects all around the world, marked either with the *TELDOR* brand name or with one of the many international cabling companies to whom we provide cable with a private label. *TELDOR* is a certified supplier to many companies and organizations such as Panduit, Hubbell, RIT, Leviton, RW-Data, Israeli Air Force, Israels Department of Defense, ECI Telecom, and more.

TELDOR also anticipates the demands of future markets with progressive research and development. The company continuously monitors and interprets industry trends, and uses state-of-the-art R&D methods to introduce innovative new products that meet the needs of the rapidly changing market.

TELDOR utilizes the most advanced marketing methods, including a state-of-the-art Internet site at www.teldor.com. *TELDOR*'s engineers lecture in international seminars and training sessions all over the world. They also represent Israel in international standardization organizations such as ISO/IEC, IEC, and IEEE.

TELDOR's quality system is approved to conform to the requirements of ISO-9001:2008. In addition, many of *TELDOR*'s products are approved and verified by national and international certification bodies such as UL, ETL and SII .

Engineering

- Product development management (from DRD to FDR)
- Consulting (materials, processing, applications, standards)
- Custom design (technical specs., drawings, modeling, prototype)
- Product verification (test regimes, standards conformance, simulations)
- Senior engineers with expertise in polymers, conductors, strength elements, advanced transmission systems
- Technology forecasting (based on active participation in all major national and international standards organizations)
- Rapid turnover, full NDA's, ISO 9001:2008 certified

Processing

- Drawing, stranding and insulation of conductors
- Precise twinning and cabling (twist, planetary, reverse oscillating)
- Extrusion of polymers (thermoplastics, thermosets, PVC, HFFR, TPU, TPE, PEE and many more)
- Armoring and shielding (wire braid, served wire, Moisture Barrier, corrugated steel, dielectric materials)
- Polymer compounding and granulation
- Precise process control
- Winding, spooling and packaging

Testing

- Fully equipped hi-frequency lab
- OTDR and OLS-PM testing for all major optical fibers and wavelengths
- Fully equipped mechanical testing laboratory
- Fully equipped chemical and materials testing laboratory
- Electric testing laboratory (up to 50 kV)
- Environmental testing (Temperature, Permeability, UV, Flame, Aging)
- Issuing of C.O.Cs and C.O.Ts



Cable Performance Icons

Teldor Cable Catalogues use a system of easily recognizable icons to indicate cable performance. The icons that appear in each cable family chapter indicate characteristics common or available in that particular family. Below is a legend of the icons used throughout this catalogue and their meaning:



UV Sunlight Resistant



Rodent Resistant



Flame Retardant



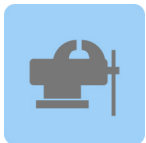
Water-blocked



Oil / Fuel Resistant



Enhanced Tensile Strength



Enhanced Crush Resistance




Electromagnetically Shielded / Dielectric



Enhanced Flexibility



Armored - Direct Burial



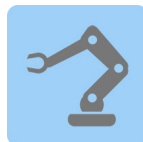
Aerial Applications



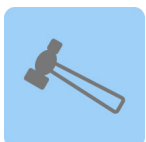
Very Cold Environments



Very Hot Environments




Robotic / Chain Applications



Highly Impact Resistant



For Petrochemical Environments



With over 40 years of cable design and manufacturing experience catering to the most discerning of industry professionals, Teldor has the capability of providing a complete portfolio of Instrumentation, Control and Signal cables. In the following pages we have put together a small sampling of the thousands of products available. For a more complete and detailed view, please visit our website at www.teldor.com.

Common ranges of Teldor Non-armored Instrumentation, Control and Signal cables:

Conductors:

- 20 AWG - 10 AWG
- Class 2 and Class 5 stranded conductors
- 7-wire stranded as per ASTM B-8 Class 8
- Single, pairs, triads

Insulation Materials:

- PVC (type 5 per BS 6746 105C or ICEA S-82-552)
- PE-HDPE
- XLPE
- HFFR
- XL-HFFR
- ETFE


Jacketing Materials:

- PVC
- PE-HDPE
- XLPE
- HFFR
- XL-HFFR
- PU

Cable Performance:

- Process Control Industry Rating - NEC 725, Class 1 Division 2
- Suitable for "Intrinsically Safe" environments
- Temperature Range -50C to +150C
- Minimum Bend Radii from 6 x Cable O.D.
- Flame Retardance: IEEE 383, IEC 60332-1, IEC 60332-3
- Dry waterblocking

Unshielded Cables 300V ~ 600V



300 V

Teldor P/N	Product Description	Conductor Size (AWG)	Outer Diameter (mm nom.)
8501002101	2x10 AWG Unshielded Control Cable	10	12.5
8501202101	2x12 AWG Unshielded Control Cable	12	9.0
8NR5001101	3x14 AWG Unshielded Control Cable	14	8.0
8YR5001101	1x3x14 AWG Unshielded Control Cable	14	8.5
8501401xxx	2x14 AWG Unshielded Control Cable	14	7.5
8501401103	2x14 AWG Unshielded Fire Alarm and Control Cable	14	7.5
7001626104	26x16 AWG Multicore Unshielded Control Cable	16	12.5
8501604101	4x2x16 AWG Unshielded Instrumentation Cable	16	13.5
8N60601101	2x16 AWG Unshielded Control Cable with HFFR Jacket	16	5.6
8N6S001101	1x2x16 AWG Unshielded Instrumentation Cable with Served Wire Armor	16	11.0
8501601101	2x16 AWG Unshielded Control Cable	16	5.6
8501805101	5x2x18 AWG Unshielded Instrumentation Cable	18	12.2
8501801101	2x18 AWG Unshielded Control Cable	18	5.8
9845394101	4x(2x18 AWG UTP) Control Cable	18	17.0
9845403101	3x(2x18 AWG UTP) Control Cable with Moisture Barrier	18	20.0
9845404101	4x(2x18 AWG UTP) Control Cable with Moisture Barrier	18	22.0
8002218101	18x20 AWG Unshielded Control Cable	20	11.5
8S99606101	6x20 AWG 300 V Unshielded HFFR Instrumentation Cable	20	7.0
8Y99108101	8x20 AWG Unshielded Control Cable	20	8.5
8Y99110101	10x20 AWG Unshielded Control Cable	20	9.5
8502001101	2x20 AWG Unshielded Control Cable	20	5.0
9845421101	(3x2x24 AWG STP + 2x20 AWG) Control Cord	20+24	6.5
8502005101	5x2x20 AWG Unshielded Instrumentation Cable	20	11.0

Unshielded Cables 300V ~ 600V

600 V

Teldor P/N	Product Description	Conductor Size (AWG)	Outer Diameter (mm nom.)
8A79M03101	3x8 AWG XLPE 600V HFFR Control Cable	8	14.0
8A09104101	4x10 AWG XLPE 600V Control Cable	10	14.0
8A09M03101	3x10 AWG XLPE 600V HFFR Control Cable	10	12.5
8A29M03101	3x12 AWG XLPE 600V HFFR Control Cable	12	11.5
8BB9104xxx	4x12 AWG 600V Unshielded Control Cable	12	10.0
8H29603101	3x12 AWG 600 V HFFR Instrumentation Cable	12	11.0
8BB9107xxx	7x12 AWG 600V Unshielded Control Cable	12	11.0
8BB9109xxx	9x12 AWG 600V Unshielded Control Cable	12	13.5
8A49012101	12x14 AWG XLPE 600V Control Cable	14	17.5
8A49M05101	5x14 AWG XLPE 600V HFFR Control Cable	14	12.0
8A49M07101	7x14 AWG XLPE 600V HFFR Control Cable	14	13.5
8A49M12101	12x14 AWG XLPE 600V HFFR Control Cable	14	17.5
8A49M19101	19x14 AWG XLPE 600V HFFR Control Cable	14	20.5
8MC001101	1x2x14 AWG 600V Unshielded Flat Instrumentation Cable	14	5.6
8BD9103xxx	3x16 AWG 600V Unshielded Control Cable	14	6.8
8BD9105xxx	5x16 AWG 600V Unshielded Control Cable	14	8.0
8BD9107xxx	7x16 AWG 600V Unshielded Control Cable	16	9.3
8BD9118xxx	18x16 AWG 600V Unshielded Control Cable	16	14.2
8BD9125xxx	25x16 AWG 600V Unshielded Control Cable	16	16.6
6441812xxx	18 AWG Flexible Conductor , 105°C Rating, 600 Volt	18	2.85
7127771101	6x18 AWG + 2x14 AWG Unshielded Control Cable		8.7
8A89018101	18x18 AWG XLPE 600V Control Cable	18	17.5



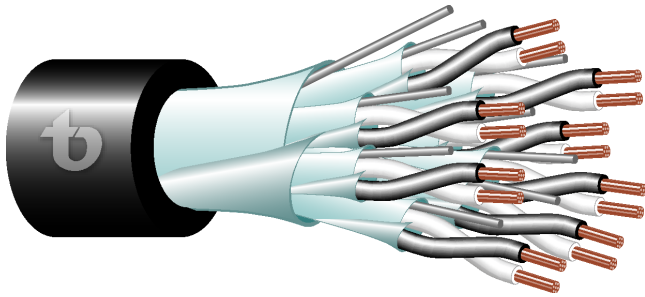
Bogotá Sala de Ventas

Carrera 12 No 13 - 46
PBX: 6013360755 - 6013412439
Celular: 312 3055335

Centro de Distribución

Carrera 18 No 19A - 36
PBX: 6013360755 EXT: 2101

Shielded Cables 300V ~ 600V



Teldor offers all shielding options in its Instrumentation, Signal and Control cable designs: individual and/or overall, polyester/aluminum tape providing 100%, TC coated drain wires and copper braid. In the following pages we have put together a small sampling of the thousands of products available. For a more complete and detailed view, please visit our website at www.teldor.com.

Common ranges of Teldor Shielded, non-armored Instrumentation, Control and Signal cables:

Conductors:

- 20 AWG - 10 AWG
- Class 2 and Class 5 stranded conductors
- 7-wire stranded as per ASTM B-8 Class 8
- Single, pairs, triads

Insulation Materials:

- PVC (type 5 per BS 6746 105C or ICEA S-82-552)
- PE-HDPE
- XLPE
- HFFR
- XL-HFFR
- ETFE

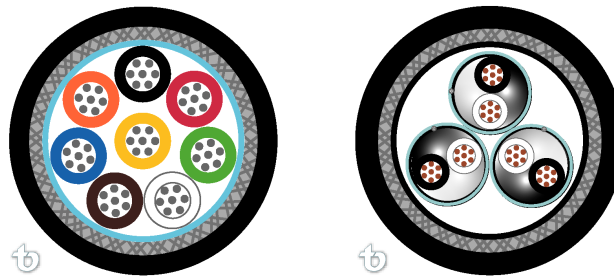
Jacketing Materials:

- PVC
- PE-HDPE
- XLPE
- HFFR
- XL-HFFR
- PU

Cable Performance:

- Process Control Industry Rating - NEC 725, Class 1 Division 2
- Suitable for "Intrinsically Safe" environments
- Temperature Range -50C to +150C
- Flame Retardance: IEEE 383, IEC 60332-1, IEC 60332-3
- Dry waterblocking

Shielded Cables 300V ~ 600V



300 V / Shielded Singles

Teldor P/N	Product Description	Conductor Size (AWG)	Outer Diameter (mm nom.)
8621411101	1x3x14 AWG Overall Shielded Instrumentation Cable	14	8.1
8621681101	1x3x16 AWG Overall Shielded Instrumentation Cable	16	7.6
8621601101	INSTRUMENTATION CABLE 1x3x16 AWG	16	6.0
8521681101	1x2x16 AWG Overall Shielded Instrumentation Cable With Double Jacket	16	7.3
8621611101	1x3x16 AWG Overall Shielded Instrumentation Cable	16	6.8
8521611101	1x2x16 AWG Overall Shielded Instrumentation Cable	16	6.5
8521601101	1x2x16 AWG Overall Shielded Instrumentation Cable	16	5.7
8621811101	INSTRUMENTATION CABLE 1x3x18 AWG	18	6.1
8521881101	1x2x18 AWG Overall Shielded Instrumentation Cable With Double Jacket	18	7.5
8521801104	1x2x18 AWG Overall Shielded Instrumentation Cable	18	5.0
8621801101	1x3x18 AWG Overall Shielded Instrumentation Cable	18	5.3
8622001101	INSTRUMENTATION CABLE 1x3x20 AWG	20	4.8
8522001101	1x2x20 AWG Overall Shielded Instrumentation Cable	20	4.6

300 V / Shielded Pairs

Teldor P/N	Product Description	Conductor Size (AWG)	Outer Diameter (mm nom.)
8701602101	2x2x16 AWG Overall Shielded Instrumentation Cable	16	11.2
8701608101	8x2x16 AWG Overall Shielded Instrumentation Cable	16	17.0
8701616101	16x2x16 AWG Overall Shielded Instrumentation Cable	16	22.5
8701624101	24x2x16 AWG Overall Shielded Instrumentation Cable	16	26.0
8801604101	4x3x16 AWG Overall Shielded Instrumentation Cable	16	14.0
8801608101	8x3x16 AWG Overall Shielded Instrumentation Cable	16	18.0
8801616101	16x3x16 AWG Overall Shielded Instrumentation Cable	16	28.0

Shielded Cables 300V ~ 600V

300 V / Shielded Pairs

Teldor P/N	Product Description	Conductor Size (AWG)	Outer Diameter (mm nom.)
8741602101	2x2x16 AWG Individual and Overall Shielded Instrumentation Cable	16	11.1
8741604101	4x2x16 AWG Individual and Overall Shielded Instrumentation Cable	16	13.5
8741608101	8x2x16 AWG Individual and Overall Shielded Instrumentation Cable	16	16.5
8741612101	12x2x16 AWG Individual and Overall Shielded Instrumentation Cable	16	21.0
8741616101	16x2x16 AWG Individual and Overall Shielded Instrumentation Cable	16	23.5
8841604101	4x3x16 AWG Individual and Overall Shielded Instrumentation Cable	16	14.0
8841616101	16x3x16 AWG Individual and Overall Shielded Instrumentation Cable	16	25.0
8741802101	2x2x18 AWG Individual and Overall Shielded Instrumentation Cable	18	10.7
8701804101	4x2x18 AWG Overall Shielded Instrumentation Cable	18	11.0
8701808101	8x2x18 AWG Overall Shielded Instrumentation Cable	18	14.0
8701816101	16x2x18 AWG Overall Shielded Instrumentation Cable	18	20.0
8701802101	2x2x18 AWG Overall Shielded Instrumentation Cable	18	9.6
8701812101	12x2x18 AWG Overall Shielded Instrumentation Cable	18	17.0
8701825101	25x2x18 AWG Overall Shielded Instrumentation Cable	18	23.0
8741804101	4x2x18 AWG Individual and Overall Shielded Instrumentation Cable	18	12.5
8741808101	8x2x18 AWG Individual and Overall Shielded Instrumentation Cable	18	16.5
8741816101	16x2x18 AWG Individual and Overall Shielded Instrumentation Cable	18	21.5
8841804101	4x3x18 AWG Individual and Overall Shielded Instrumentation Cable	18	13.0
8742016101	16x2x20 AWG Individual and Overall Shielded Instrumentation Cable	20	19.5
8742036101	36x2x20 AWG Individual and Overall Shielded Instrumentation Cable	20	26.5
8742024101	24x2x20 AWG Individual and Overall Shielded Instrumentation Cable	20	23.5
8742008101	8x2x20 AWG Individual and Overall Shielded Instrumentation Cable	20	14.0
8742004101	4x2x20 AWG Individual and Overall Shielded Instrumentation Cable	20	11.0

Shielded Cables 300V ~ 600V

300 V / Shielded Pairs

Teldor P/N	Product Description	Conductor Size (AWG)	Outer Diameter (mm nom.)
8742002101	2x2x20 AWG Individual and Overall Shielded Instrumentation Cable	20	9.0
8702002101	2x2x20 AWG Overall Shielded Instrumentation Cable	20	8.5
8702004101	4x2x20 AWG Overall Shielded Instrumentation Cable	20	10.0
8702008101	8x2x20 AWG Overall Shielded Instrumentation Cable	20	13.0
8702016101	16x2x20 AWG Overall Shielded Instrumentation Cable	20	17.5
8702024101	24x2x20 AWG Overall Shielded Instrumentation Cable	20	20.0
8802004101	4x3x20 AWG Overall Shielded Instrumentation Cable	20	9.0
8802008101	8x3x20 AWG Overall Shielded Instrumentation Cable	20	15.5
8802016101	16x3x20 AWG Overall Shielded Instrumentation Cable	20	20.5
8842004101	4x3x20 AWG Individual and Overall Shielded Instrumentation Cable	20	14.0
8842012101	12x3x20 AWG Individual and Overall Shielded Instrumentation Cable	20	18.5
8842016101	16x3x20 AWG Individual and Overall Shielded Instrumentation Cable	20	22.0

600 V / Shielded Singles

Teldor P/N	Product Description	Conductor Size (AWG)	Outer Diameter (mm nom.)
8B0P104xxx	4x10 AWG 600V Overall Shielded Instrumentation Cable	10	17.0
8B0P118xxx	18x10 AWG 600V Overall Shielded Instrumentation Cable	10	31.0
8B0P124101	24x10 AWG 600V Overall Shielded Instrumentation Cable	10	36.5
8B2P107xxx	7x12 AWG 600V Overall Shielded Instrumentation Cable	12	17.0
8BBP118xxx	18x12 AWG 600V Overall Shielded Control Cable	12	19.0
8B2P124xxx	24x12 AWG 600V Overall Shielded Instrumentation Cable	12	32.5
8BCP119xxx	19x14 AWG 600V Overall Shielded Control Cable	14	16.5
8BDP102xxx	2x16 AWG 600V Overall Shielded Control Cable	16	6.5
8BDP109xxx	9x16 AWG 600V Overall Shielded Control Cable	16	11.0
8BDP130xxx	30x16 AWG 600V Overall Shielded Control Cable	16	18.0
8BDP150xxx	50x16 AWG 600V Overall Shielded Control Cable	16	23.0
8BMP102xxx	2x18 AWG 600V Overall Shielded Control Cable	18	6.0
8BMP103xxx	3x18 AWG 600V Overall Shielded Control Cable	18	7.0

Shielded Cables 300V ~ 600V

600 V / Shielded Singles

Teldor P/N	Product Description	Conductor Size (AWG)	Outer Diameter (mm nom.)
8BMP104xxx	4x18 AWG 600V Overall Shielded Control Cable	18	7.7
8BMP108xxx	8x18 AWG 600V Overall Shielded Control Cable	18	9.0
8BMP112xxx	12x18 AWG 600V Overall Shielded Control Cable	18	11.0
8BMP118xxx	18x18 AWG 600V Overall Shielded Control Cable	18	10.5
8BMP124xxx	24x18 AWG 600V Overall Shielded Control Cable	18	15.5
8BMP130xxx	30x18 AWG 600V Overall Shielded Control Cable	18	16.5

600 V / Shielded Pairs

Teldor P/N	Product Description	Conductor Size (AWG)	Outer Diameter (mm nom.)
8DCC8S2xxx	2x2x14 AWG PE 600V Overall Shielded Instrumentation Cable with Moisture Barrier	14	20.5
8841612101	12x3x16 AWG Individual and Overall Shielded Instrumentation Cable	16	24.0
8H63604xxx	4x2x16 AWG 600V Individual and Overall Shielded HFFR Control Cable	16	16.5
8A63604101	4x2x16 AWG 600V Individual and Overall Shielded Instrumentation Cable	16	18
8H64602xxx	2x3x16 AWG 600 V Overall Braid Shielded HFFR Instrumentation Cable	16	14.5
8LD3102xxx	2x2x16 AWG 600V Individual and Overall Shielded Instrumentation and Control Cable	16	11.5
8LD3104xxx	4x2x16 AWG 600V Individual and Overall Shielded Instrumentation and Control Cable	16	13.0
8LD3108xxx	8x2x16 AWG 600V Individual and Overall Shielded Instrumentation and Control Cable	16	17.0
8LD3112xxx	12x2x16 AWG 600V Individual and Overall Shielded Instrumentation and Control Cable	16	21.0
8M63102101	2x2x16 AWG 600V Individual and Overall Shielded Instrumentation Cable	16	14.5
8M63104101	4x2x16 AWG 600V Individual and Overall Shielded Instrumentation Cable	16	17.0
8M63108101	8x2x16 AWG 600V Individual and Overall Shielded Instrumentation Cable	16	23.0
8M63114101	14x2x16 AWG 600V Individual and Overall Shielded Instrumentation Cable	16	29.0
8LM1108101	8x2x18 AWG 600V Overall Shielded Instrumentation Cable	18	14.5
8M86102101	2x3x18 AWG 600V Overall Shielded Instrumentation Cable	18	14.5
8M86107101	7x3x18 AWG 600V Overall Shielded Instrumentation Cable	18	21.0

Shielded Cables 300V ~ 600V

600 V / Shielded Pairs

Teldor P/N	Product Description	Conductor Size (AWG)	Outer Diameter (mm nom.)
8PM3102xxx	2x2x18 AWG 600V Individual and Overall Shielded Instrumentation Cable	18	10.5
8PM3104xxx	4x2x18 AWG 600V Individual and Overall Shielded Instrumentation Cable	18	12.0
8PM3106xxx	6x2x18 AWG 600V Individual and Overall Shielded Instrumentation Cable	18	14.0
8PM3112xxx	12x2x18 AWG 600V Individual and Overall Shielded Instrumentation Cable	18	20.0
8BY6104101	4x3x0.5 mm ² Overall Shielded Instrumentation Cable		12.7
8BY6112101	12x3x0.5 mm ² Overall Shielded Instrumentation Cable		22.0
8M11716101	16x2x1.0 mm ² Overall Shielded Instrumentation Cable		23.0
8A11601101	1x2x1.0 mm ² XLPE 600V Overall Shielded Instrumentation Cable		7.5
9841X02101	2x2x1.0 XLPE 600V Overall Shielded Instrumentation Cable		13.0
9841X12101	12x2x1.0 XLPE 600V Overall Shielded Instrumentation Cable		23.5
8A31008101	8x2x1.5 mm ² 600V Overall Shielded Instrumentation Cable		21.0
8A31002101	2x2x1.5 mm ² 600V Overall Shielded Instrumentation Cable		13.5
8M3A301101	1x2x1.5 600V Direct Burial Instrumentation Cable Overall Shielded with Moisture Barrier		10.7
8M3E301101	1x3x1.5 600V Direct Burial Instrumentation Cable Overall Shielded with Moisture Barrier		11.0



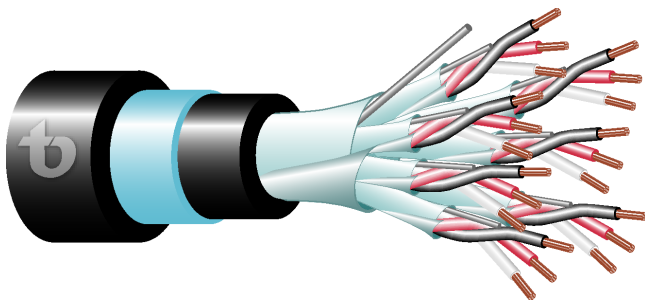
Bogotá Sala de Ventas

Carrera 12 No 13 - 46
PBX: 6013360755 - 6013412439
Celular: 312 3055335

Centro de Distribución

Carrera 18 No 19A - 36
PBX: 6013360755 EXT: 2101

Direct Burial Cables 300V ~ 600V



Teldor offers a series on Non-Armored Direct Burial cables in its Instrumentation, Signal and Control designs employing the use of a 200µm thick bonded aluminum moisture barrier and an additional outer PE jacket. In the following pages we have put together a small sampling of the thousands of products available. For a more complete and detailed view, please visit our website at www.teldor.com. Common ranges of Teldor Shielded, non-armored Instrumentation, Control and Signal cables:

Conductors:

- 20 AWG - 10 AWG
- Class 2 and Class 5 stranded conductors
- 7-wire stranded as per ASTM B-8 Class 8
- Single, pairs, triads

Insulation Materials:

- PVC (type 5 per BS 6746 105C)
- PVC (per ICEA S-82-552)
- PE-HDPE
- XLPE
- HFFR
- XL-HFFR
- ETFE

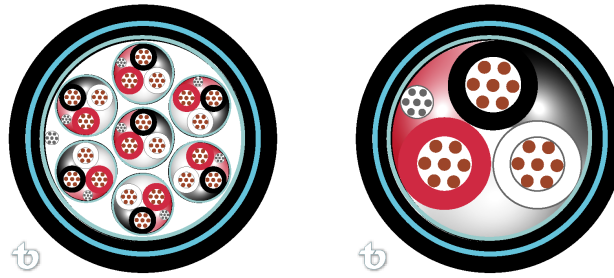
Jacketing Materials:

- PVC
- PE-HDPE
- XLPE
- HFFR
- XL-HFFR
- PU

Cable Performance:

- Process Control Industry Rating - NEC 725, Class 1 Division 2
- Suitable for "Intrinsically Safe" environments
- Temperature Range -50C to +150C
- Flame Retardance: IEEE 383, IEC 60332-1, IEC 60332-3
- Dry waterblocking

Direct Burial Cables 300V ~ 600V



300 V / Direct Burial

Teldor P/N	Product Description	Conductor Size (AWG)	Outer Diameter (mm nom.)
8551601101	1x2x16 AWG Direct Burial Instrumentation Cable Overall Shielded with Moisture Barrier	16	8.7
8771604101	4x2x16 AWG Direct Burial Instrumentation Cable Overall Shielded with Moisture Barrier	16	17.5
8651601101	1x3x16 AWG Direct Burial Instrumentation Cable Overall Shielded with Moisture Barrier	16	9.0
8771602101	2x2x16 AWG Direct Burial Instrumentation Cable Overall Shielded with Moisture Barrier	16	15.2
8771612101	12x2x16 AWG Direct Burial Instrumentation Cable Overall Shielded with Moisture Barrier	16	25.0
8771620101	20x2x16 AWG Direct Burial Instrumentation Cable Overall Shielded with Moisture Barrier	16	30.0
8781608101	8x2x16 AWG Direct Burial Instrumentation Cable Individual and Overall Shielded with Moisture Barrier	16	20.5
8771608101	8x2x16 AWG Direct Burial Instrumentation Cable Overall Shielded with Moisture Barrier	16	21.0
8771616101	16x2x16 AWG Direct Burial Instrumentation Cable Overall Shielded with Moisture Barrier	16	27.0
8781602101	2x2x16 AWG Direct Burial Instrumentation Cable Individual and Overall Shielded with Moisture Barrier	16	15.0
8781604101	4x2x16 AWG Direct Burial Instrumentation Cable Individual and Overall Shielded with Moisture Barrier	16	17.5
8781616101	16x2x16 AWG Direct Burial Instrumentation Cable Individual and Overall Shielded with Moisture Barrier	16	28.5
8881604101	4x3x16 AWG Direct Burial Instrumentation Cable Individual and Overall Shielded with Moisture Barrier	16	18.0
8881616101	16x3x16 AWG Direct Burial Instrumentation Cable Individual and Overall Shielded with Moisture Barrier	16	31.0
8651801101	1x3x18 AWG Direct Burial Instrumentation Cable Overall Shielded with Moisture Barrier	18	8.5
8771816101	16x2x18 AWG Direct Burial Instrumentation Cable Overall Shielded with Moisture Barrier	18	24.5

Direct Burial Cables 300V ~ 600V

300 V / Direct Burial

Teldor P/N	Product Description	Conductor Size (AWG)	Outer Diameter (mm nom.)
8771802101	2x2x18 AWG Direct Burial Instrumentation Cable Overall Shielded with Moisture Barrier	18	13.5
8551801101	1x2x18 AWG Direct Burial Instrumentation Cable Overall Shielded with Moisture Barrier	18	8.0
8781802101	2x2x18 AWG Direct Burial Instrumentation Cable Individual and Overall Shielded with Moisture Barrier	18	14.5
8781812101	12x2x18 AWG Direct Burial Instrumentation Cable Individual and Overall Shielded with Moisture Barrier	18	23.5
8871816101	16x3x18 AWG Direct Burial Instrumentation Cable Overall Shielded with Moisture Barrier	18	27.5
8881804101	4x3x18 AWG Direct Burial Instrumentation Cable Individual and Overall Shielded with Moisture Barrier	18	18.0
8772003101	3x2x20 AWG Direct Burial Instrumentation Cable Overall Shielded with Moisture Barrier	20	13.2
8772020101	20x2x20 AWG Direct Burial Instrumentation Cable Overall Shielded with Moisture Barrier	20	22.5
8872004101	4x3x20 AWG Direct Burial Instrumentation Cable Overall Shielded with Moisture Barrier	20	16.0
8872016101	16x3x20 AWG Direct Burial Instrumentation Cable Overall Shielded with Moisture Barrier	20	25.5
8782002101	2x2x20 AWG Direct Burial Instrumentation Cable Individual and Overall Shielded with Moisture Barrier	20	13.0
8782004101	4x2x20 AWG Direct Burial Instrumentation Cable Individual and Overall Shielded with Moisture Barrier	20	14.7
8782008101	8x2x20 AWG Direct Burial Instrumentation Cable Individual and Overall Shielded with Moisture Barrier	20	17.5
8782016101	16x2x20 AWG Direct Burial Instrumentation Cable Individual and Overall Shielded with Moisture Barrier	20	23.5
8882004101	4x3x20 AWG Direct Burial Instrumentation Cable Individual and Overall Shielded with Moisture Barrier	20	16.0

600 V / Direct Burial

Teldor P/N	Product Description	Conductor Size (AWG)	Outer Diameter (mm nom.)
8ANC302101	2x2x16 AWG 600V XLPE Direct Burial Instrumentation Cable Individual and Overall Shielded with Moisture Barrier	16	19.5
8LMC312101	12x2x18 AWG Direct Burial Instrumentation Cable Individual and Overall Shielded with Moisture Barrier	18	24.5
8M8F312101	12x3x18 AWG 600V Individual and Overall Shielded Instrumentation Cable with Moisture Barrier	18	32.5

Direct Burial Cables 300V ~ 600V

600 V / Direct Burial

Teldor P/N	Product Description	Conductor Size (AWG)	Outer Diameter (mm nom.)
8M8F307101	7x3x18 AWG 600V Individual and Overall Shielded Instrumentation Cable with Moisture Barrier	18	25.5
8M8F303101	3x3x18 AWG 600V Individual and Overall Shielded Instrumentation Cable with Moisture Barrier	18	20
8M8E301101	1x3x18 AWG 600V Overall Shielded Instrumentation Cable with Moisture Barrier	18	12.5
8M8C312101	12x2x18 AWG 600V Individual and Overall Shielded Instrumentation Cable with Moisture Barrier	18	30
8M8C303101	3x2x18 AWG 600V Individual and Overall Shielded Instrumentation Cable with Moisture Barrier	18	18



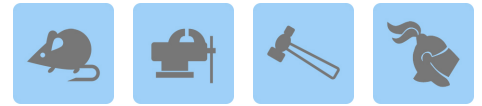
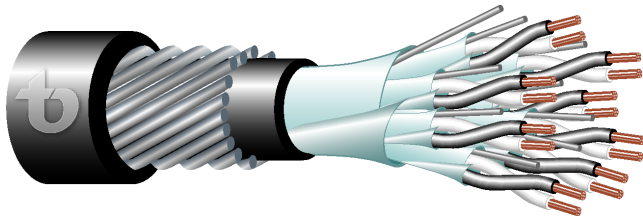
Bogotá Sala de Ventas

Carrera 12 No 13 - 46
 PBX: 6013360755 - 6013412439
 Celular: 312 3055335

Centro de Distribución

Carrera 18 No 19A - 36
 PBX: 6013360755 EXT: 2101

Armored Cables 300V ~ 600V



Teldor's Armored Instrumentation, Signal and Control cables are well suited for direct burial and protection in rodent infested areas. Armoring options include Served Galvanized Steel, Braided Galvanized Steel, Corrugated Steel beneath an outer PE jacket. In the following pages we have put together a small sampling of the thousands of products available. For a more complete and detailed view, please visit our website at www.teldor.com.

Common ranges of Teldor Shielded, Armored Instrumentation, Control and Signal cables:

Conductors:

- 20 AWG - 10 AWG
- Class 2 and Class 5 stranded conductors
- 7-wire stranded as per ASTM B-8 Class 8
- Single, pairs, triads

Insulation Materials:

- PVC (type 5 per BS 6746 105C)
- PVC (per ICEA S-82-552)
- PE-HDPE
- XLPE
- HFFR
- XL-HFFR
- ETFE

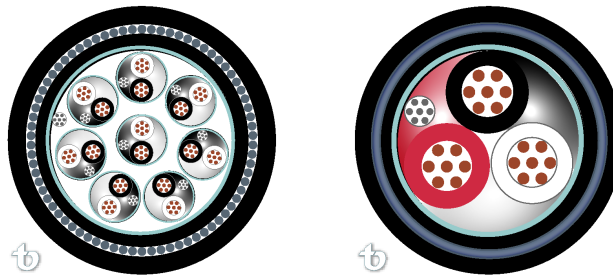
Jacketing Materials:

- PVC
- PE-HDPE
- XLPE
- HFFR
- XL-HFFR
- PU

Cable Performance:

- Process Control Industry Rating - NEC 725, Class 1 Division 2
- Suitable for "Intrinsically Safe" environments
- Temperature Range -50C to +150C
- Minimum Bend Radii from 6 x Cable O.D.
- Flame Retardance: IEEE 383, IEC 60332-1, IEC 60332-3
- Dry waterblocking

Armored Cables 300V ~ 600V



300 V / Armored

Teldor P/N	Product Description	Conductor Size (AWG)	Outer Diameter (mm nom.)
8561201101	1x2x12 AWG Overall Shielded Instrumentation Cable with Served Wire Armor	12	13.5
8661401101	1x3x14 AWG Overall Shielded Instrumentation Cable with Served Wire Armor	14	12.5
85A1401101	1x2x14 AWG Direct Burial Instrumentation Cable Overall Shielded with Corrugated Steel Armor	14	12.5
8892016101	16x3x20 AWG Overall Shielded and Armored Instrumentation Cable	16	26.5
8861604101	4x3x16 AWG Unidividual and Overall Shielded Instrumentation Cable with Served Wire Armor	16	20.0
9846815101	15x2x16 AWG Individual and Overall Shielded Instrumentation Cable with SBA	16	28.5
8761604101	4x2x16 AWG Individual and Overall Shielded Instrumentation Cable with Served Wire Armor	16	18.5
8761608101	8x2x16 AWG Individual and Overall Shielded Instrumentation Cable with Served Wire Armor	16	21.7
8761616101	16x2x16 AWG Individual and Overall Shielded Instrumentation Cable with Served Wire Armor	16	30.0
85A1601101	1x2x16 AWG Direct Burial Instrumentation Cable Overall Shielded with Corrugated Steel Armor	16	10.5
8561801101	1x2x18 AWG Overall Shielded Instrumentation Cable with Served Wire Armor	18	9.5
8661801101	1x3x18 AWG Overall Shielded Instrumentation Cable with Served Wire Armor	18	9.7
8N8H602101	2x2x18 AWG FTP Instrumentation Cable with Served Wire Armor and HFFR Jacket	18	14.0
8N8H604101	4x2x18 AWG FTP Instrumentation Cable with Served Wire Armor and HFFR Jacket	18	15.5
8791816101	16x2x18 AWG Overall Shielded Instrumentation Cable with Served Wire Armor	18	25.5
8791808101	8x2x18 AWG Overall Shielded Instrumentation Cable with Served Wire Armor	18	20

Armored Cables 300V ~ 600V

300 V / Armored

Teldor P/N	Product Description	Conductor Size (AWG)	Outer Diameter (mm nom.)
8791804101	4x2x18 AWG Overall Shielded Instrumentation Cable with Served Wire Armor	18	15.5
8861812101	12x3x18 AWG Individual and Overall Shielded Instrumentation Cable with Served Wire Armor	18	27.0
85A1801101	1x2x18 AWG Direct Burial Instrumentation Cable Overall Shielded with Corrugated Steel Armor	18	9.1
8762016101	16x2x20 AWG Individual and Overall Shielded Instrumentation Cable with Served Wire Armor	20	25.5
8762008101	8x2x20 AWG Individual and Overall Shielded Instrumentation Cable with Served Wire Armor	20	19.5
8762004101	4x2x20 AWG Individual and Overall Shielded Instrumentation Cable with Served Wire Armor	20	15.0
8862008101	8x3x20 AWG Unindividual and Overall Shielded Instrumentation Cable with Served Wire Armor	20	22.0
8792004101	4x2x20 AWG Overall Shielded Instrumentation Cable with Served Wire Armor	20	14.5
8792002101	2x2x20 AWG Overall Shielded Instrumentation Cable with Served Wire Armor	20	13.0
8862004101	4x3x20 AWG Unindividual and Overall Shielded Instrumentation Cable with Served Wire Armor	20	17.0
8792008101	8x2x20 AWG Overall Shielded Instrumentation Cable with Served Wire Armor	20	18.0
8792016101	16x2x20 AWG Overall Shielded Instrumentation Cable with Served Wire Armor	20	23.0

600 V / Armored

Teldor P/N	Product Description	Conductor Size (AWG)	Outer Diameter (mm nom.)
8A0VM05101	5x10 AWG XLPE/HFFR 600V Armored Control Cable	10	20.5
8M091A3101	3x10 AWG 600V Armored Control Cable	10	17.0
9849A04101	4x10 AWG FRXLPE 600V HFFR Armored Control Cable	10	20.0
8B2V102xxx	2x12 AWG 600V Unshielded Instrumentation Cable with Served Wire Armor	12	17.5
8B2V103xxx	3x12 AWG 600V Unshielded Instrumentation Cable with Served Wire Armor	12	18.0
8BCU125101	25x14 AWG 600V Unshielded Armored Instrumentation Cable	14	24.5
8A610A1101	2x16 AWG XLPE 600V Overall Shielded and Armored (SBA) Control Cable	16	13.0
8A660A1101	3x16 AWG XLPE 600V Overall Shielded and Armored (SBA) Control Cable	16	13.5

Armored Cables 300V ~ 600V

600 V / Armored

Teldor P/N	Product Description	Conductor Size (AWG)	Outer Diameter (mm nom.)
9841814101	14x2x16 AWG 600V Individual and Overall Shielded Armored Instrumentation Cable	16	34.0
984C602101	2x2x16 AWG 600V Individual and Overall Shielded and Armored Control Cable	16	20.0
984C614101	14x2x16 AWG 600V Individual and Overall Shielded and Armored Control Cable	16	34.0
8M611A1101	1x2x16 AWG 600V SBA Overall Shielded Instrumentation Cable	16	12.5
8M661A1101	1x3x16 AWG 600V SBA Overall Shielded Instrumentation Cable	16	13.0
9846815101	15x2x16 AWG Individual and Overall Shielded Instrumentation Cable with SBA	16	28.5
9841T15101	15x3x16 AWG 600V Individual and Overall Shielded Armored Instrumentation Cable	16	39.0
8AN10A1101	1x2x16 AWG 600V XLPE Overall Shielded Armored (SBA) Instrumentation Cable	16	13.0
8AN60A1101	1x3x16 AWG 600V XLPE Overall Shielded Armored (SBA) Instrumentation Cable	16	13.5
8ANW004101	4x16 AWG 600V XLPE Overall Shielded Armored (SBA) Instrumentation Cable	16	14.0
8ANW006101	6x16 AWG 600V XLPE Overall Shielded Armored (SBA) Instrumentation Cable	16	16.0
8H896A4101	4x18 AWG 600V HFFR Unshielded Armored Instrumentation Cable	18	13.5
8M8X304101	4x18 AWG 600V Overall Shielded Armored Instrumentation Cable	18	13.5
8LMX302101	2x2x18 AWG 600V Overall Shielded Armored Instrumentation Cable	18	14.5
9842506101	6x2x2.5 600V Overall Shielded Instrumentation Cable with Served Wire Armor		27.0

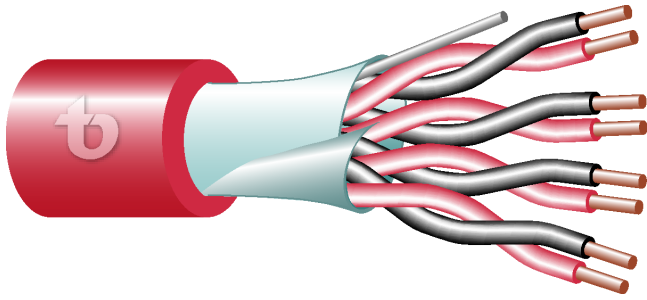


Bogotá Sala de Ventas

Carrera 12 No 13 - 46
 PBX: 6013360755 - 6013412439
 Celular: 312 3055335

Centro de Distribución

Carrera 18 No 19A - 36
 PBX: 6013360755 EXT: 2101



Teldor Fire Alarm and Control cables are uniquely designed for low-frequency, short range signals in indoor and outdoor installations. In the following pages we have put together a small sampling of the hundreds of products available. For a more complete and detailed view, please visit our website at www.teldor.com.

Common characteristics of Teldor Fire Alarm and Control cables:

Conductors:

- 16 AWG - 20 AWG
- Solid Copper
- Twisted Pairs

Insulation Materials:

- Flame retardant PVC
- HFFR

Jacketing Materials:


- Flame retardant PVC
- UV Resistant Flame retardant PVC
- HFFR
- Standard jacket color: red

Cable Designs:

- Unshielded twisted pairs
- Individual shielded pairs
- Overall shielded pairs

Cable Performance:

- Aluminum/Polyester foil provides 100% shielding
- Temperature Ranges -20C to +80C
- Flame Retardance: IEC 60332-1, UL 1581 VW-1



Fire Alarm and Control Cables

Teldor P/N	Product Description	Conductor Size mm (mm)	Outer Jacket Material	Outer Diameter mm. nom. (mm nom.)
6F22005103	5x2x0.8 Outdoor Fire Alarm and Control Cable	0.8	UV resistant FR-PVC	15.0
6F22001103	2x0.8 Outdoor Fire Alarm and Control Cable	0.8	UV resistant FR-PVC	8.7
6M12004103	4x0.8 Shielded Outdoor Fire Alarm and Control Cable	0.8	UV resistant FR-PVC	9.6
5F22001103	2x0.8/1.35 (20 AWG) Fire Alarm and Control Cable	0.81	FR-PVC	3.9
5M12002103	2x0.8/1.35 (20 AWG) Shielded Fire Alarm and Control Cable	0.81	FR-PVC	4.6
5M52002103	2x0.8/1.35 (20 AWG) Shielded Fire Alarm and Control Cable	0.81	FR-PVC	4.0
5F11802103	2x1.02/1.70 (18 AWG) Unshielded Fire Alarm and Control Cable	1.02	FR-PVC	5.0
5F11804103	4x1.02/1.70 (18 AWG) Unshielded Fire Alarm and Control Cable	1.02	FR-PVC	5.7
5F11806103	6x1.02/1.70 (18 AWG) Unshielded Fire Alarm and Control Cable	1.02	FR-PVC	7.1
5F21803103	3x2x1.02/1.70 (18 AWG) Fire Alarm and Control Cable	1.02	FR-PVC	8.1
5F21805103	5x2x1.02/1.70 (18 AWG) Fire Alarm and Control Cable	1.02	FR-PVC	10.5
5M11802103	2x18 AWG Shielded Fire Alarm and Control Cable	1.02	FR-PVC	5.1
5M11804103	4x18 AWG Shielded Fire Alarm and Control Cable	1.02	FR-PVC	5.8
8101802103	2x18 AWG Shielded Fire Alarm and Control Cable	1.02	FR-PVC -50°C to +105°C rating	6.1
5F216T1103	2x16 AWG 105C Unshielded Fire Alarm & Control Cable	1.29	FR-PVC	6.2
5F11502103	2x1.5 mm ² Fire Alarm and Control Cable	1.38	FR-PVC	7.0

Fire Alarm and Control Cables

Teldor P/N	Product Description	Conductor Size mm (mm)	Outer Jacket Material	Outer Diameter mm. nom. (mm nom.)
5F115H2103	2x1.5 mm ² Fire Alarm and Control Cable wuth HFFR Jacket	1.38	HFFR	7.0
5F21510103	10x2x1.5 mm ² Indoor Fire Alarm and Control Cable	1.38	FR-PVC	20.0
5M11502103	2x1.5 mm ² Shielded Fire Alarm and Control Cable	1.38	FR-PVC	7.0
5M11504103	4x1.5 mm ² Shielded Fire Alarm and Control Cable	1.38	FR-PVC	10.0
6F11502103	2x1.5 mm ² Outdoor Fire Alarm and Control Cable	1.38	UV resistant FR-PVC	10.1
6F21505103	5x2x1.5 mm ² Outdoor Fire Alarm and Control Cable	1.38	UV resistant FR-PVC	18.5
6F21510103	10x2x1.5 mm ² Outdoor Fire Alarm and Control Cable	1.38	UV resistant FR-PVC	23.0
6F21515103	15x2x1.5 mm ² Outdoor Fire Alarm and Control Cable	1.38	UV resistant FR-PVC	25.0
6F25S04103	2x2.5 mm ² + 2x1.0 mm ² Unshielded Fire Alarm Outdoor Cable		UV resistant FR-PVC	12.0
6M11502103	2x1.5 mm ² Shielded Outdoor Fire Alarm and Control Cable	1.38	UV resistant FR-PVC	10.1
6M11504103	4x1.5 mm ² Shielded Outdoor Fire Alarm and Control Cable	1.38	UV resistant FR-PVC	10.5
6M11602103	2x16 AWG Shielded Outdoor Fire Alarm and Control Cable		UV resistant FR-PVC	11.1
6M11802103	2x18 AWG Shielded Outdoor Fire Alarm and Control Cable		UV resistant FR-PVC	10.5
8501401103	2x14 AWG Unshielded Fire Alarm and Control Cable		UV resistant FR-PVC	7.5
8N21P01xxx	1x2x12 AWG Overall Shielded FPLR Fire Alarm and Control Cable		FR-PVC	9.5
8N41P01xxx	1x2x14 AWG Overall Shielded FPLR Fire Alarm and Control Cable		FR-PVC	8.2
8N61P01xxx	1x2x16 AWG Overall Shielded FPLR Fire Alarm and Control Cable		FR-PVC	7.1
8N81P01xxx	1x2x18 AWG Overall Shielded FPLR Fire Alarm and Control Cable		FR-PVC	6.5

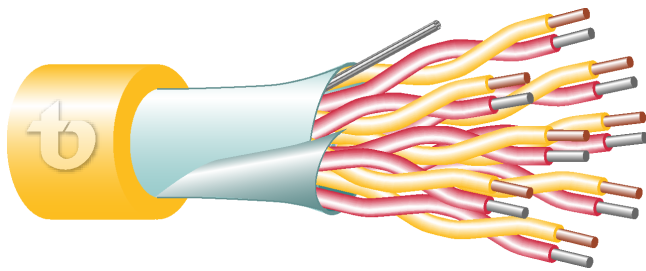


Bogotá Sala de Ventas

Carrera 12 No 13 - 46
PBX: 6013360755 - 6013412439
Celular: 312 3055335

Centro de Distribución

Carrera 18 No 19A - 36
PBX: 6013360755 EXT: 2101



Teldor has a full range of Thermocouple Extension cables for the process control industry, harsh environments and hazardous areas. We meet all industry standards using EX, KX, RX, JX or TX types, insulation and jacket colors as per ANSI MC96.1 etc. All types of shielding (individual and overall) and armoring (aluminum tape, corrugated steel, served steel etc.) are also available. In the following pages we have put together a small sampling of the thousands of products available. For a more complete and detailed view, please visit our website at www.teldor.com.

Common ranges of Teldor Shielded, non-armored Instrumentation, Control and Signal cables:

Insulation Color Code:

TYPE	+ Wire	- Wire
EX	Purple	Red
JX	White	Red
KX	Yellow	Red
RX	Black	Red
TX	Blue	Red

Insulation Materials:

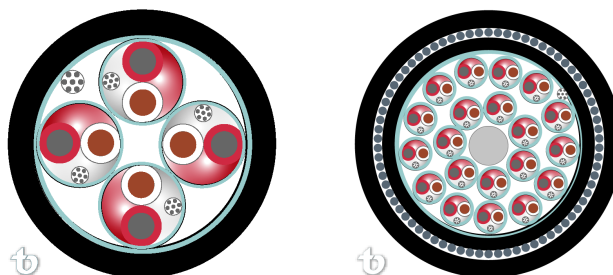
- PVC (type 5 per BS 6746 105C /per ICEA S-82-552)
- PE-HDPE
- XLPE
- HFFR / XL-HFFR
- ETFE

Jacketing Materials:

- PVC
- PE-HDPE
- XLPE
- HFFR / XL-HFFR
- PU

Cable Performance:

- Process Control Industry Rating - NEC 725, Class 1 Division 2
- Temperature Range -55C to +150C
- Flame Retardance: UL 1581 VW-1, IEC 60332-1, IEC 60332-3



Thermocouple Extension Cables

Teldor P/N	Product Description	Conductor Size (AWG)	Outer Diameter (mm nom.)
8014X04xxx	THERMOCOUPLE EXTENSION CABLE 4x2x16 AWG INDIVIDUAL and OVERALL SHIELDED	16	12.5
8014X08xxx	THERMOCOUPLE EXTENSION CABLE 8x2x16 AWG INDIVIDUAL and OVERALL SHIELDED	16	15.0
8014X12xxx	THERMOCOUPLE EXTENSION CABLE 12x2x16 AWG INDIVIDUAL and OVERALL SHIELDED	16	20.0
8014X24xxx	THERMOCOUPLE EXTENSION CABLE 24x2x16 AWG INDIVIDUAL and OVERALL SHIELDED	16	28.0
8114101108	1x2x16 AWG ETFE (Tefzel) Insulated Individual Shielded Thermocouple Extension Cable Type EX	EX 16	7.0
8054X01xxx	DIRECT BURIAL THERMOCOUPLE EXTENSION CABLE 1x2x16 AWG OVERALL SHIELDED WITH MOISTURE BARRIER	16	10.0
80743H1101	DIRECT BURIAL ARMORED THERMOCOUPLE TYPE KX EXTENSION CABLE 1x2x16 AWG OVERALL SHIELDED	16	10.5
8074X01xxx	DIRECT BURIAL ARMORED THERMOCOUPLE EXTENSION CABLE 1x2x16 AWG OVERALL SHIELDED	16	10.0
8084X02xxx	THERMOCOUPLE EXTENSION ARMORED CABLE 2x2x16 AWG INDIVIDUAL and OVERALL SHIELDED	16	15.5
8084X20xxx	THERMOCOUPLE EXTENSION ARMORED CABLE 20x2x16 AWG INDIVIDUAL and OVERALL SHIELDED	16	32.0
8094X00xxx	THERMOCOUPLE EXTENSION CABLE 1x2x16 AWG OVERALL SHIELDED	16	6.1
8114801101	1x2x16 AWG ETFE (Tefzel) Insulated Individual Shielded Thermocouple Extension Cable Type JX	JX 16	7.0
8114804101	4x2x16 AWG ETFE (Tefzel) Insulated Individual Shielded Thermocouple Extension Cable Type JX	JX 16	13.0
8013X08xxx	THERMOCOUPLE EXTENSION CABLE 8x2x18 AWG INDIVIDUAL and OVERALL SHIELDED	18	14.0
8013X12xxx	THERMOCOUPLE EXTENSION CABLE 12x2x18 AWG INDIVIDUAL and OVERALL SHIELDED	18	17.0
8023X16xxx	Direct Burial Thermocouple Extension Cable 16x2x18 AWG Overall Shielded with Moisture Barrier	18	21.5

Thermocouple Extension Cables

Teldor P/N	Product Description	Conductor Size (AWG)	Outer Diameter (mm nom.)
8073X16xxx	THERMOCOUPLE EXTENSION CABLE 16x2x18 AWG OVERALL SHIELD WITH SERVED WIRE ARMOR	18	22.5
8093X00xxx	THERMOCOUPLE EXTENSION CABLE 1x2x18 AWG OVERALL SHIELDED	18	5.5
8093X16xxx	THERMOCOUPLE EXTENSION CABLE 16x2x18 AWG OVERALL SHIELDED	18	16.5
8113307105	7x2x20 AWG ETFE (Tefzel) Insulated Individual Shielded Thermocouple Extension Cable Type KX	KX 18	13.5
8113308105	8x2x20 AWG ETFE (Tefzel) Insulated Individual Shielded Thermocouple Extension Cable Type KX	KX 18	14.5
8113804101	4x2x18 AWG ETFE (Tefzel) Insulated Individual Shielded Thermocouple Extension Cable Type JX	JX 18	11.5
8113X04xxx	4x2x18 AWG ETFE (Tefzel) Insulated Individual Shielded Thermocouple Extension Cable	JX 18	11.5
8113X08xxx	8x2x18 AWG ETFE (Tefzel) Insulated Individual Shielded Thermocouple Extension Cable	JX 18	14.5
8012X08xxx	THERMOCOUPLE EXTENSION CABLE 8x2x20 AWG INDIVIDUAL and OVERALL SHIELDED	20	12.5
8012X16xxx	THERMOCOUPLE EXTENSION CABLE 16x2x20 AWG INDIVIDUAL and OVERALL SHIELDED	20	18.5
8012X24xxx	THERMOCOUPLE EXTENSION CABLE 24x2x20 AWG INDIVIDUAL and OVERALL SHIELDED	20	21.5
8022X16xxx	Direct Burial Thermocouple Extension Cable 16x2x20 AWG Overall Shielded with Moisture Barrier	20	20.5
8092X00xxx	THERMOCOUPLE EXTENSION CABLE 1x2x20 AWG OVERALL SHIELDED	20	5.2
8092X08xxx	THERMOCOUPLE EXTENSION CABLE 8x2x20 AWG OVERALL SHIELDED	20	11.5
8092X16xxx	THERMOCOUPLE EXTENSION CABLE 16x2x20 AWG OVERALL SHIELDED	20	16.0
8112102108	2x2x20 AWG ETFE (Tefzel) Insulated Individual Shielded Thermocouple Extension Cable Type EX	EX 20	9.0
8112104108	4x2x20 AWG ETFE (Tefzel) Insulated Individual Shielded Thermocouple Extension Cable Type EX	EX 20	10.0
8112112108	12x2x20 AWG ETFE (Tefzel) Insulated Individual Shielded Thermocouple Extension Cable Type EX	EX 20	14.0
8112X01xxx	THERMOCOUPLE EXTENSION CABLE 1x2x20 AWG ETFE OVERALL SHIELDED	20	5.5
8192107108	7x2x20 AWG ETFE (Tefzel) Insulated FTP Thermocouple Extension Cable Type EX	EX 20	12.2

Warranty Applicable to Products Sold by Teldor Cables & Systems Ltd. (Teldor")

1. Teldor warrants that the products, under normal use, shall meet in all material respects the specifications of Teldor for such products as reflected in the respective Teldor Data Specifications Sheet, for the following periods of time from the time of completion of production (the Warranty Period):

A Warranty Period of 15 years shall apply to the products expressly listed below only:

- Data transmission cables with 100 characteristic impedance, made of twisted pairs, designated as Category 5, Category 5e, Category 6, Category 6_A, Category 7, Category 7_A, or "Category 8"
- Data transmission cables made of optical fibers
- Instrumentation, Control and signal cables made of copper conductors
- Telecom cables made of twisted pairs of copper conductors
- Low voltage electric power cables
- Coaxial, Twinaxial and Triaxial cables
- Electronic and Audio cables for analog and/or digital transmission
- Industrial Ethernet or Industrial BUS cables

A Warranty Period of one year shall apply to all products, other than those expressly listed above.

2. Teldor warrants further that at the time of delivery the products shall be adequately contained, packed and labeled and conform in all material respects to statements made by Teldor on any container packaging or label.


3. Under no circumstances shall Teldor be liable for any repair or replacement needed in whole or in part (i) as a result of inappropriate environment, improper storage, transportation, handling, installation, use, removal, modification, maintenance or repair, negligence or fault, by any party other than by Teldor; or (ii) as a result of accident.

4. During the Warranty Period Teldor shall, at Teldors discretion, either repair, replace or give credit for the purchase price of, any defective products found to fail to comply with this Warranty and returned by the Buyer to Teldor. In no event shall Teldor be liable for damages in excess of the purchase price received by Teldor for the product. Teldor shall acquire the ownership of all the products that have been replaced or given credited for. This Warranty shall also apply to the repaired or replacement part during the remaining portion of the Warranty Period, if any.

5. This Warranty applies only if (i) Teldor has received a written notice from the Buyer giving details of the defective item before the end of the Warranty Period, (ii) Teldor has been afforded a reasonable opportunity to inspect the item in question, and (iii) the Buyer has provided at its expense all assistance and support needed by Teldor to fulfill its obligations under this Warranty.

6. To the extent permitted by applicable law, this Warranty is exclusive and constitutes the entire warranty and liability of Teldor with respect to the products, and all other warranties or liabilities imposed or implied by statute, law or custom are explicitly excluded. In no circumstances shall Teldor have any liability for consequential or indirect loss or damage no matter how arising, or of any loss arising out or in connection with the ability or inability to use the products. Teldor expressly excludes liability for all costs associated with the installation of the replacement items, the removal of the items being removed, and the repair of defective items other than at Teldors premises.

The full description of the terms, conditions and limitations of the Teldor warranty are agreed on a case-by-case basis.



Certificate

This is to certify that the
Quality Management System
of

TELDOR CABLES & SYSTEMS LTD

EIN-DOR, GESHUR, ISRAEL

has been audited by SII and found to comply with the Quality Management Standard SI ISO 9001: 2008

scope:

*MANUFACTURE AND DESIGN OF WIRES & CABLES FOR
TELECOMMUNICATION, INSTRUMENTATION, ELECTRONICS,
DATA COMMUNICATION AND ELECTRICAL PURPOSES.*

The Certificate is granted in accordance with SII's Rules for the Certification of Quality Systems (SII procedure-002). The validity of the Certificate is subject to the continuous maintenance of the Quality System according to the above standard, and the follow-up surveillance performed by SII. Further clarifications regarding the scope of the certificate and applicability of ISO 9001:2008 requirements may be obtained by consulting the organization.

*Date of initial approval: 16 . 03 . 1993
Date of expiration: 15 . 01 . 2013*

*License No: 52665
Date of issue: 06 . 01 . 2010*

www.sii.org.il

THE STANDARDS INSTITUTION OF ISRAEL



Doron Tamir
Doron Tamir
Director General



921E(01/09)RVA



Bogotá Sala de Ventas

Carrera 12 No 13 - 46
PBX: 6013360755 - 6013412439
Celular: 312 3055335

Centro de Distribución

Carrera 18 No 19A - 36
PBX: 6013360755 EXT: 2101



Teldor Cables & Systems Ltd.

Kibbutz Ein Dor

D.N. Yizre'el

ISRAEL 19335
